

TOWN OF SMITHTOWN

SWIMMING POOL COMMENTS

SITE TO REMAIN SAFE AT ALL TIMES:

- Excess fill to be carted to legal fill site
- Pools must meet all zoning setbacks
- Permit is subject to field inspections
- Verify location of overhead wires as per National Electric Code and PSE&G requirements

POOL HEATERS AND EQUIPMENT:

- If applicable an open trench inspection is required
- Gas lines require a pressure test
- Inspections are required for the oil pool heater and oil lines
- Propane heaters require a permit from the Fire Marshall. Submit a copy of their permit to the Building Department – Contact Public Safety at 360 7553 for information
- All equipment shall be setback at least 3 feet from all property lines

For additional information and all code requirements, see the NYS Residential Code Chapter 41, Appendix G, the Energy and Construction Code and Code of the Town of Smithtown

NOTE: All Codes are occasionally updated. Contact your Building Inspector At 360 7523 regarding the latest information

ENGINEERING DEPARTMENT REQUIREMENTS

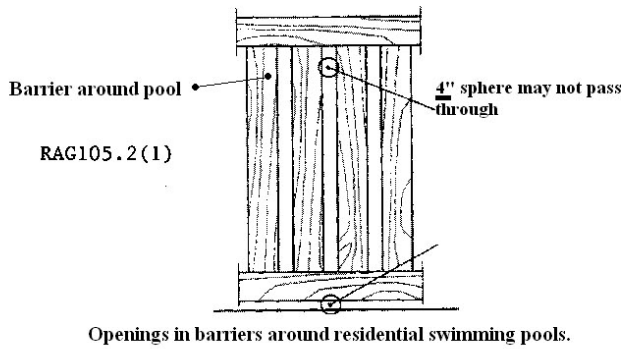
1. All soil excavated during the construction of a swimming pool must be properly disposed of off site. Excess fill generated from the construction of a swimming pool may not be used on the property unless a “Grading and Drainage Plan” is submitted, reviewed and approved by the Engineering Department.
2. Retaining walls with an exposed height of thirty (30) inches or more require a separate building permit.
3. If required by Chapter 153 of the Code of the Town of Smithtown, an “Erosion and Sediment Control Plan” must be submitted with the application. If not required, at a minimum, best management practices for erosion and sediment control must be employed during construction.
4. In accordance with §252-6 of the Code of the Town of Smithtown, all water disposed of from a swimming pool must be contained on the property owner’s land and provisions for such shall be shown on the plans. Water disposal from a swimming pool may not flow onto adjoining properties or abutting streets.

TOWN OF SMITHTOWN SWIMMING POOL COMMENTS

**The Following Diagrams are Provided for Reference Purposes Only.
They are not Intended for Design Purposes.**

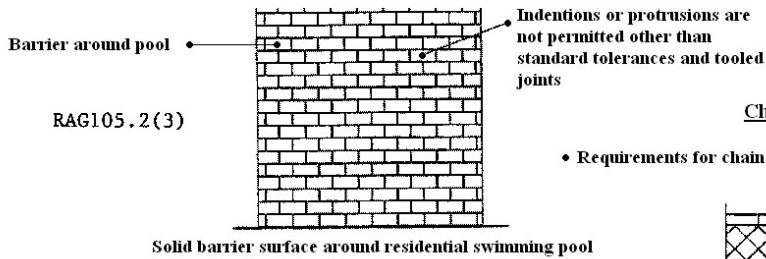
This section addresses barriers enclosing residential swimming pools.

Swimming Pool Enclosures



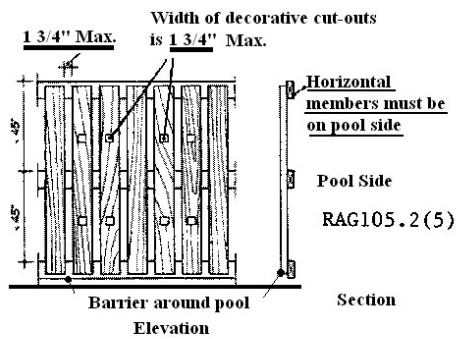
Solid barrier surfaces

- Where a required barrier is solid, the surface must be as shown in the detail provided



Swimming Pool Enclosures

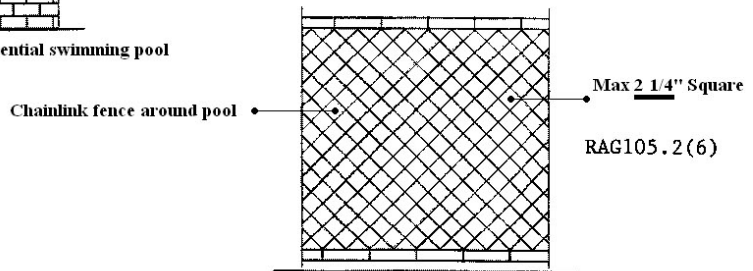
Closely spaced horizontal members



Closely spaced horizontal members in barriers around residential swimming pools.

Chain link dimensions

- Requirements for chain link fencing are shown on the details provided.



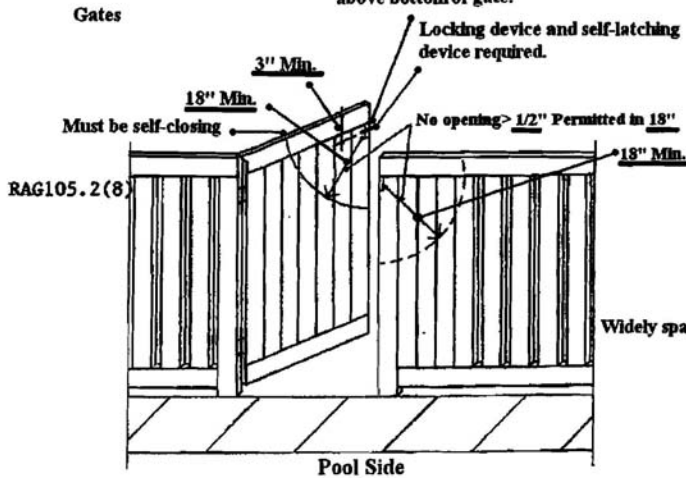
Chainlink dimensions in fences around residential swimming pools.

TOWN OF SMITHTOWN SWIMMING POOL COMMENTS

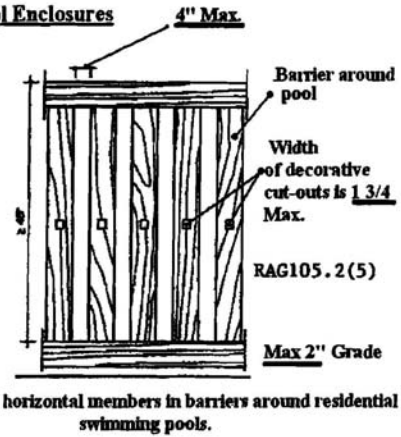
**The Following Diagrams are Provided for Reference Purposes Only.
They are not Intended for Design Purposes.**

This section addresses barriers enclosing residential swimming pools.

Swimming Pool Enclosures



Swimming Pool Enclosures

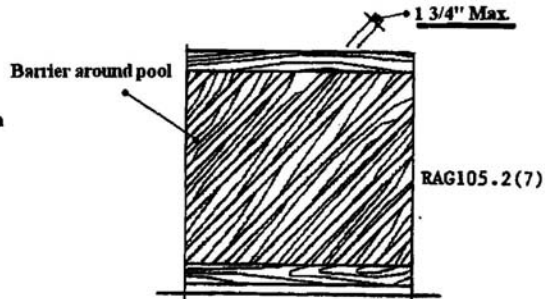
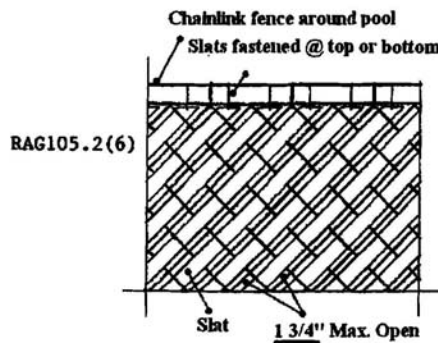


Diagonal Members

Gates in barriers around residential swimming pools.

- The limitation of openings for barriers with diagonal members is shown in the detail provided.

Swimming Pool Enclosures



Diagonal members in barriers around residential swimming pools.

Chainlink dimensions at slats in fences around residential swimming pools.